




Ø 15cm



8 parts




12 parts




13 parts

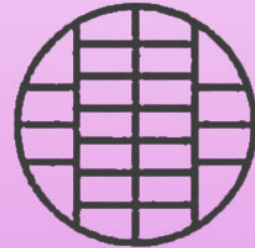
Ø 20cm



16 parts




24 parts




22 parts

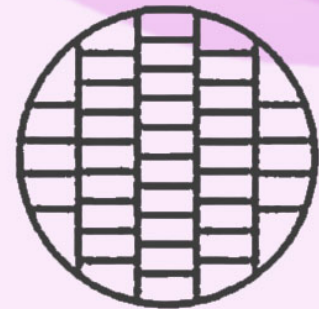
Ø 25cm



26 parts

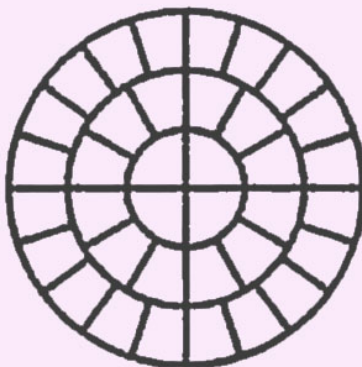


38 parts

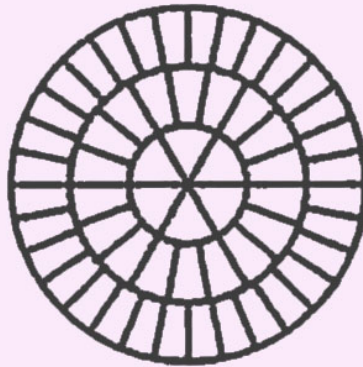


38 parts

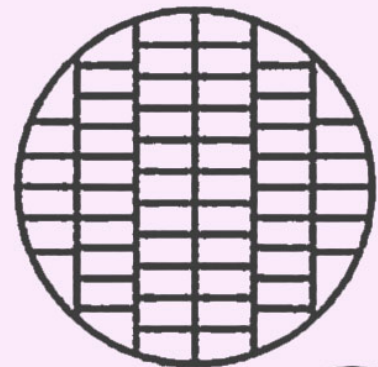
Ø 30cm



36 parts



56 parts



54 parts




GUIDE DE DÉCOUPE


selon les DIMENSIONS d'un GÂTEAU ROND



∅ 15cm




12 parts

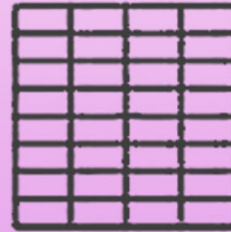


18 parts

∅ 20cm




20 parts




32 parts

∅ 25cm




30 parts




50 parts

∅ 30cm



48 parts



72 parts




GUIDE DE DÉCOUPE


selon les DIMENSIONS d'un GÂTEAU **CARRÉ**



23x33cm




5x6 = 30 parts




6x7 = 42 parts

28x38cm




6x7 = 42 parts

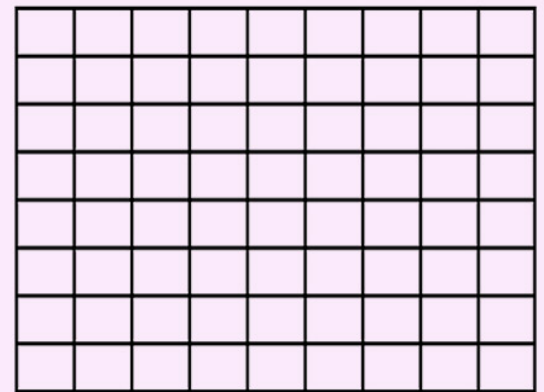


7x8 = 56 parts

30x45cm



7x8 = 56 parts



8x9 = 72 parts



Taille approx.
d'une part

5,5 x 4,5 cm

5 x 3,9 cm



GUIDE DE DÉCOUPE selon les
DIMENSIONS d'un GÂTEAU **RECTANGULAIRE**